




MAINTENANCE MANUAL FROM YOUR CEFIL POOL SWIMMING POOL



cefil POOL

WWW.CEFILPOOL.COM



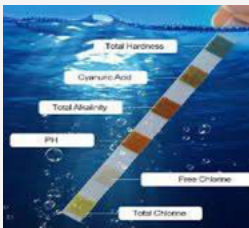
1. CONTROL WATER CONDITIONS

It is essential to carry out a permanent maintenance of the pool water, at all times of the year, to ensure its maximum durability of the pool and water health.

The main factors to be considered are:

Factor	Range	Frequency
pH	7,2-7,6	Daily
FREE CHLORINE	1,0-1,5/ppm*	Daily
ALKALINITY	75- 150/ppm*	Weekly
CYANURIC ACID	30~75/ppm*	Monthly
CALCIUM HARDNESS	175~250/ppm*	Monthly

* ppm = parts per million




2. BALANCE OF WATER

For a correct control and adjustment of the pool water, it is essential to control the following parameters in the same order as indicated:

- 1. Analysis of Total Alkalinity and subsequent adjustment**
- 2. pH analysis and subsequent adjustment**
- 3. Analysis of water hardness and subsequent adjustment**
- 4. Analysis of Free and Total Chlorine and subsequent adjustment**

It is necessary to wait a certain time until each parameter is fully adjusted, since there is an inertia in the chemistry of the water that means that the changes are not immediate.



3. FILLING YOUR POOL

Avoid using water from unreliable sources that may contain metals dissolved in the water, such as copper, iron or manganese, especially in rural areas.

If its presence is known or anticipated, the water should be treated before filling the pool.

These and other metals can cause discolorations and stains on PVC membranes.

It is NOT advisable to ever completely empty the pool



4. CHEMICALS SHOULD NEVER BE MIXED WITH EACH OTHER OR ADDED TO THE POOL WATER AT THE SAME TIME

Certain combinations of chemicals that individually have no effect **can cause discoloration of the membrane** if they are present together in high concentrations

Before adding a second chemical, allow the first to disperse throughout the pool through water circulation.

Pre-dissolve all chemicals you are going to add to your pool in order to prevent excessive concentration in a certain area. Likewise, it is essential **to faithfully follow the recommendations for use established by the manufacturers** of each of the products used in the treatment of pool water.



5. WATER LEVEL


The water level in the pool should be as constant as possible

The waterline is one of the most susceptible points for dirt accumulation (solar oil, grease, leaves, etc.).

Special attention must be paid to the maintenance and periodic cleaning of this area on the waterline.

Under no circumstances should abrasive products be used for cleaning.

Periodic cleaning of this area with an isopropyl alcohol solution is recommended, and in cases of accumulation of lime deposits, a dilution of a specific acid cleaner can be applied for this purpose.



6. CLEAN THE POOL REGULARLY

This should be applied both in summer and winter, avoiding the accumulation of organic remains in the pool water.


During the hibernation period, a professional should be consulted about the best treatment to carry out and, in any case, always apply it with the recirculation pump running.

It is advisable to use a cover during this period to prevent the accumulation of leaves and contaminants.



7. SPECIAL CIRCUMSTANCES

Following exceptional circumstances such as an increase in the number of bathers, strong storms and/or high ambient temperature, it is necessary to increase the control of the pool water, to carry out, if necessary, a controlled shock treatment and subsequent adjustment of the rest of the parameters indicated at the point 2.




8. AVOID EXCESS CHLORINE IN THE POOL

Excess Chlorine, in addition to being very harmful to the health of bathers, causes irreversible discoloration of the membrane.

Current legislation establishes, for technical-sanitary considerations, a maximum of 2.0 ppm of Free Chlorine, with the desirable value being 1.5 ppm of Free Chlorine.

Chloramines (Combined Chlorine) must not exceed 0.6 ppm in any case.

If salt chlorination is used, isocyanuric acid (30 ppm) must be added as a stabilizer for free Chlorine, making it necessary to check the Chlorine level and pH daily. If during the winter your pool is covered by a cover, you must disconnect the salt chlorinator, since if we do not do so, the chlorine produced accumulates (there is no evaporation), causing the discoloration of the reinforced sheet.



9. WATER TEMPERATURE

The maximum water temperature to enforce the material guarantee is 32°C.

Higher values can affect the chemical reactions present in the water and discolor the membrane more quickly.

The optimal temperature for use is around 27°C.



10. DO NOT USE CHEMICALS CONTAINING COPPER

Always read the label of the chemical used carefully. Sometimes, especially in products with several simultaneous effects for the treatment of the pool, they include Copper Sulfate, as an algicide. This additive should be avoided at all costs even if its Copper concentration is minimal. For this purpose, it is preferable to use salts based on quaternary ammonium, which in addition to not damaging the membrane is preferable for your hair and skin.

DOCUMENTATION TO BE FILLED IN FOR THE ISSUANCE OF THE WARRANTY

INSTALLATION COMPANY DATA (1)

Company's name	
Company's e-mail	
Phone Number	
Installation date	
Installer license number	
Invoice number	

CUSTOMER DATA (2)


Owner name	
Owner's e-mail	
Phone Number	
Did you receive the maintenance tips for your pool?	<input type="checkbox"/> YES <input type="checkbox"/> NO
Facility address	
City	
Postal Code	
Installation Date	

PRODUCT DATA (3)

Reference of product	
Width	
Number of rolls used	
Batch Number	
Production date (included on the label)	
(If you have the label(s) used, paste them in this space):	

Installer signature and date

Customer signature and date



EDICAR PLÁSTICOS, S.L.
Polígono Industrial de Júndiz
Calle Júndiz, 12
01015 Vitoria-Gasteiz (España)
Phone Nr. 34 945 290 060
info@cefilpool.com
www.cefilpool.com



WWW.CEFILPOOL.COM